

# The Center for Hope's Skype video chat directions

Each suite in both of our residences contains an internet connected iPad preloaded with special apps and programs to help you stay connected to friends and family across the globe.

First of all, there's one important point to remember. All of our aides are trained on this very software. If you need any assistance or are having any trouble getting it to work, just ask and we'll gladly get you up and running!

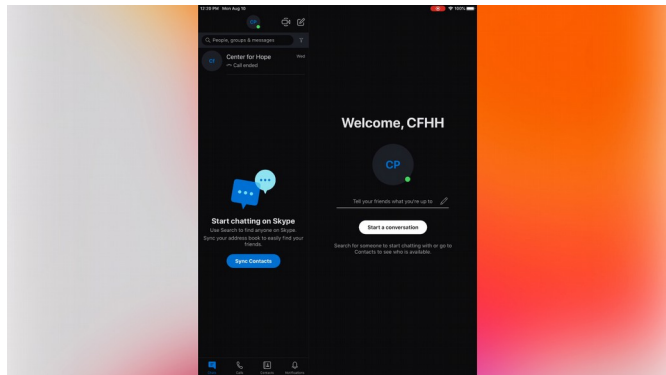
Secondly, you don't need your own account! Each iPad is already set up with its own unique username. You'll have no problem finding your loved ones with a skype account...and they'll be able to find you once they know your username.

## TO MAKE A CALL

First of all, find the Skype app on your iPad. It will be right on the bottom of the home screen. Just tap it to get started.

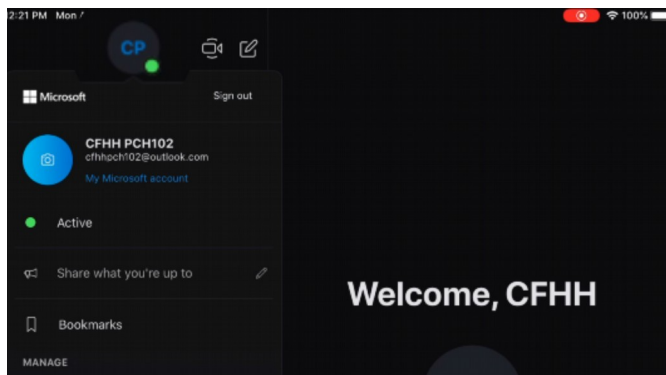


This is the Skype home screen.



First, if you need to find your particular pre-installed account name, click the "CP" if you're at Peggy's House in Scotch Plains or the "CE" if you're at the Center's Elizabeth residence.

Pictured: This particular iPad to the right is from suite 102 of Peggy's House - the username is CFHH PCH102. You can

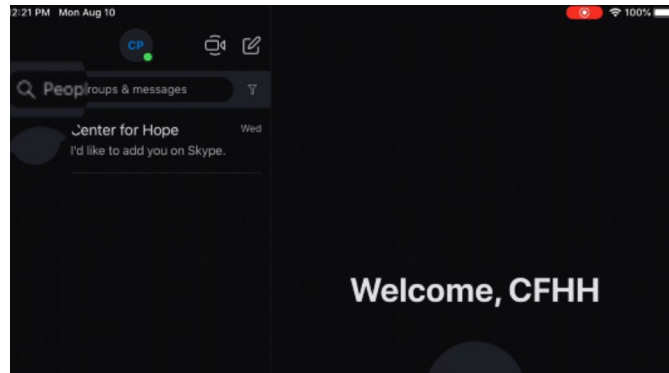


give out that name to friends and family so they can call you via Skype.

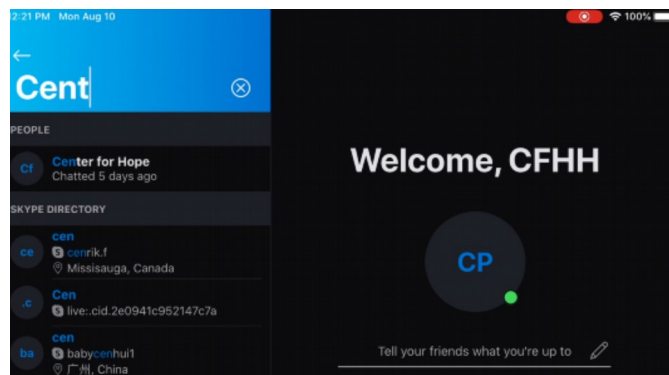
Hit that same CP or CE to get back to the Skype home screen.

If you would like to look for someone, first of all, make sure they have a Skype account!

Next, you can type in their name here. Tap the area - type their name - and hit search.

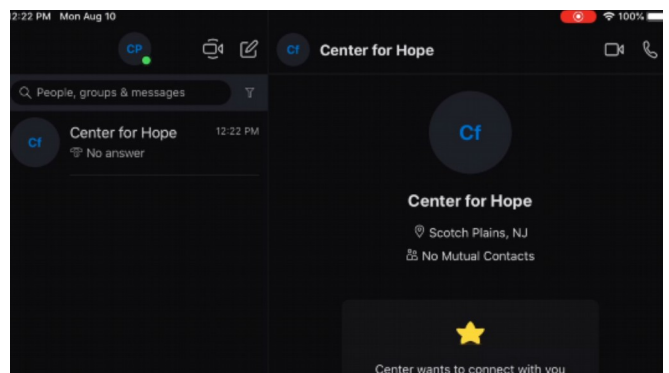


“Center for Hope” is the account created for this video.



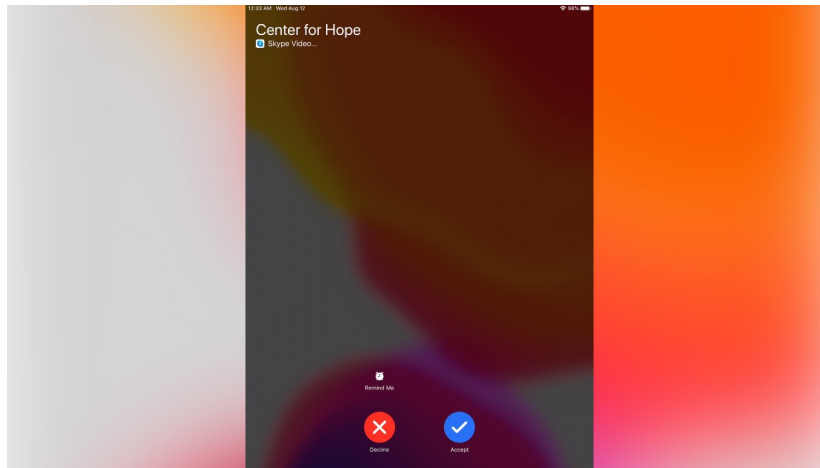
To call them on a video chat, click the small camera in the upper right hand corner of the screen. If you'd like to just make a voice call, hit the telephone receiver in that same section of the screen.

And that's it!



## TO RECEIVE A CALL

*Receiving* a call is even easier. It's just like answering a regular phone. The iPad will literally ring. Simply tap the 'accept' button that pops up on the screen...and that's it!



Again, if you'd like more assistance in getting started with the Skype app, just ask the aide on duty.